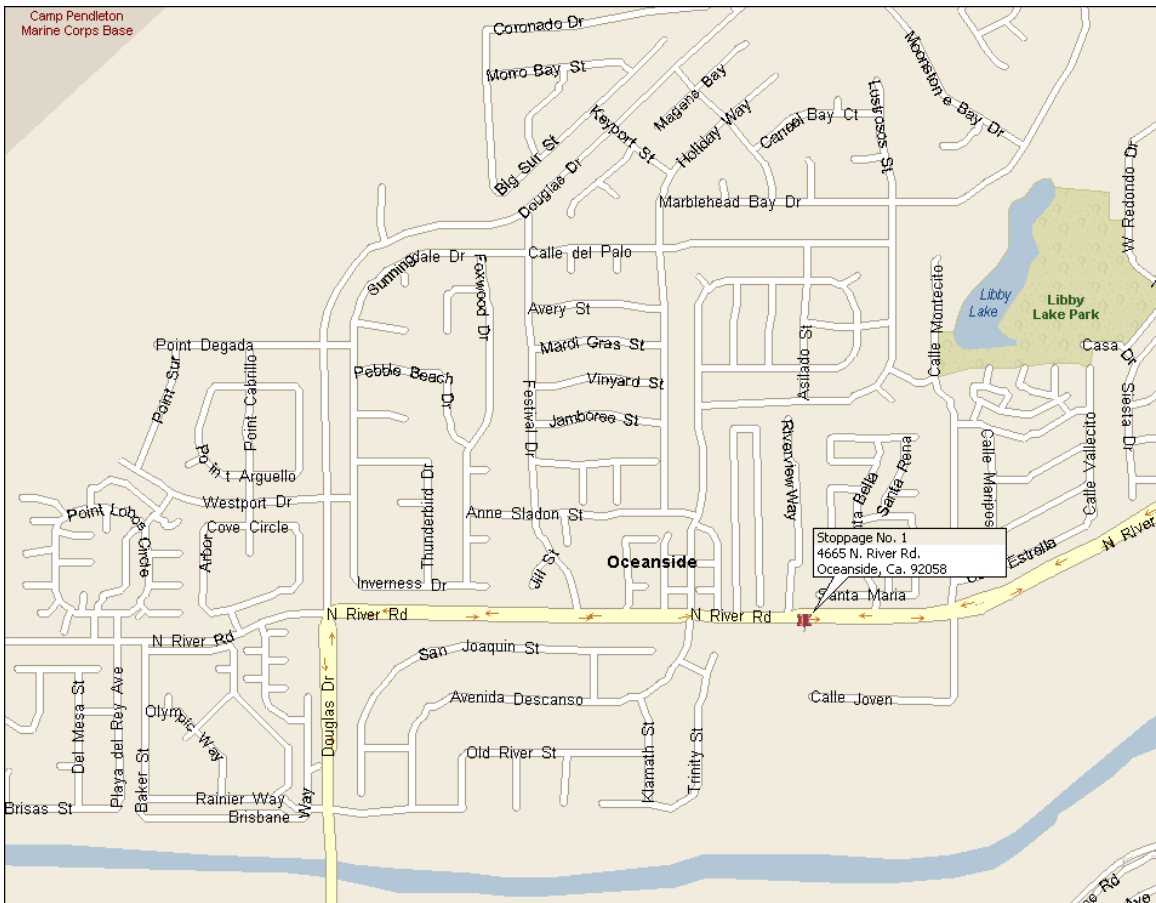


DATE: November 03, 2025  
TO: Martin Popma, Water Utilities Division Manager  
FROM: Jeremy Kemp, Utility Supervisor  
ITEM: Sewer Stoppages for the Month of October 2025

---

There were (7) Sewer Complaints for the month of October 2025, of which (1) needed the attention of the Rodder and/or Vactor crew.

- 1.) 4665 N. River Rd. (10/29/25) – it was a combination of rags, grease, and asphalt that were stuck in a drop off – blocking the City main. We spilled 825 gallons with a recovery of 725 (100gals lost to soil absorption and evaporation on a warm day). No damages to report.

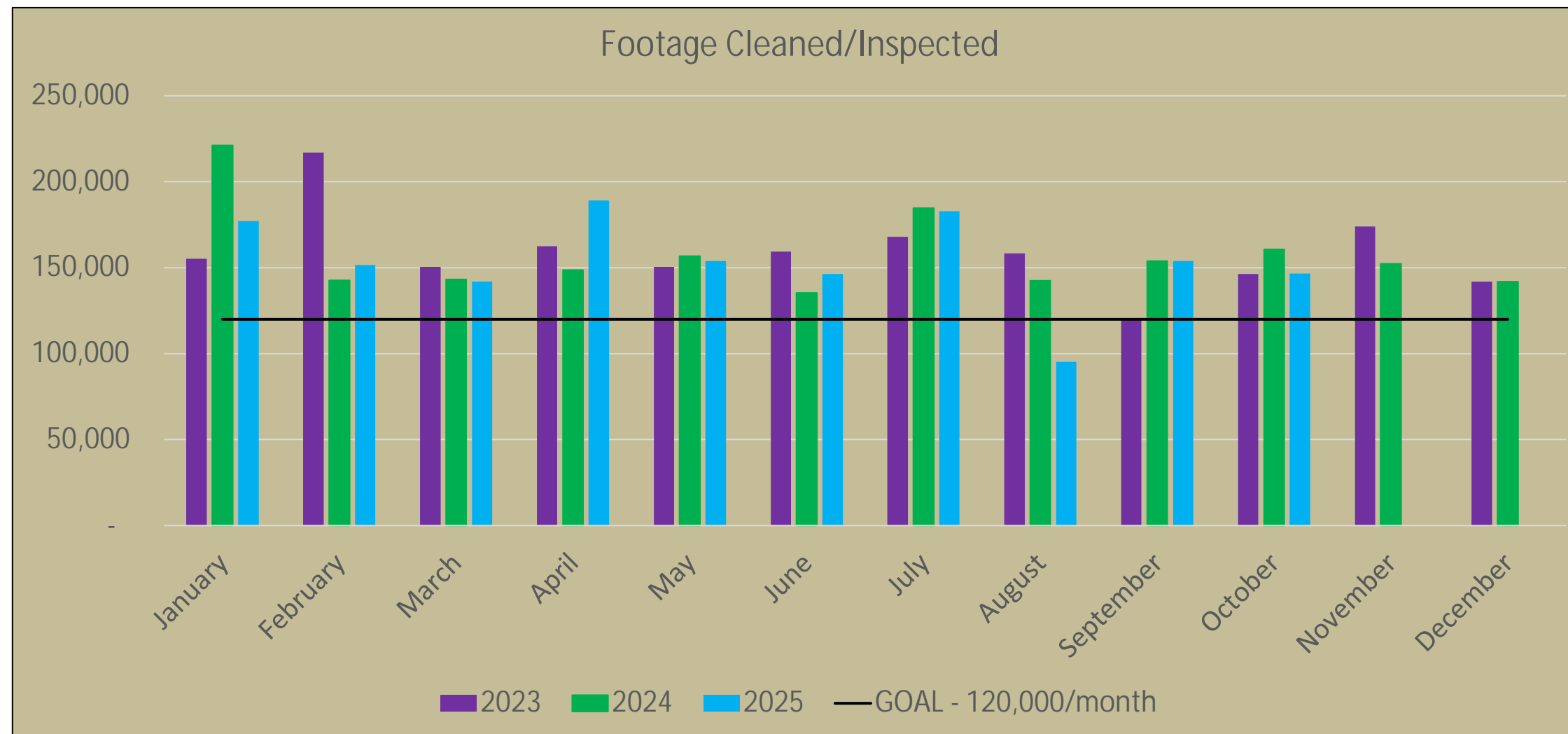


# Monthly Collections System Data Report

## COLLECTIONS FOOTAGE REPORT

Blockages in City Mains	January	February	March	April	May	June	July	August	September	October	November	December	TOTAL	
2023	-	1	3	-	-	-	1	1	-	-	2	-	8	
2024	3	-	-	1	1	1	-	1	-	-	3	-	10	
2025	-	-	1	2	1	-	1	2	1	1	-	-	9	
Total Gallons Spilled	January	February	March	April	May	June	July	August	September	October	November	December	TOTAL	
2023	-	-	325	-	-	-	-	-	-	-	-	-	325	
2024	11,245	-	-	-	-	-	-	-	-	-	600	-	11,845	
2025	-	-	-	100	-	-	260	950	-	825	-	-	2,135	
Total Gallons Recovered	January	February	March	April	May	June	July	August	September	October	November	December	TOTAL	
2023	-	-	150	-	-	-	-	-	-	-	-	-	150	
2024	2,250	-	-	-	-	-	-	-	-	-	600	-	2,850	
2025	-	-	-	-	-	-	-	905	-	725	-	-	1,630	
Gallons to Public Water Ways	January	February	March	April	May	June	July	August	September	October	November	December	TOTAL	
2023	-	-	-	-	-	-	-	-	-	-	-	-	-	
2024	3,870	-	-	-	-	-	-	-	-	-	-	-	3,870	
2025	-	-	-	-	-	-	-	-	-	-	-	-	-	
Footage Cleaned/Inspected	January	February	March	April	May	June	July	August	September	October	November	December	TOTAL	% to Goal
2023	155,091	216,869	150,535	162,517	150,556	159,299	167,967	158,248	120,318	146,374	174,065	142,021	1,903,860	127%
2024	221,043	142,757	143,158	148,642	156,878	135,345	184,671	142,346	153,812	160,566	152,444	141,816	1,883,478	126%
2025	177,110	151,528	141,852	189,158	153,785	146,240	182,961	95,270	153,884	146,659	-	-	1,538,447	103%
GOAL - 120,000/month	120,000	120,000	120,000	120,000	120,000	120,000	120,000	120,000	120,000	120,000	120,000	120,000	1,500,000	
Footage Inspected/CCTV	January	February	March	April	May	June	July	August	September	October	November	December	TOTAL	
2023	12,789	10,159	10,084	11,069	10,863	13,217	8,475	14,254	10,956	12,248	17,726	9,220	141,060	
2024	14,423	12,528	10,504	11,253	12,572	10,672	11,418	12,284	15,337	12,607	12,084	12,624	148,306	
2025	12,720	12,796	12,582	12,330	12,576	12,202	12,563	13,050	13,112	12,081	-	-	126,012	

# Monthly Collections System Data Report



# Monthly Collections System Data Report

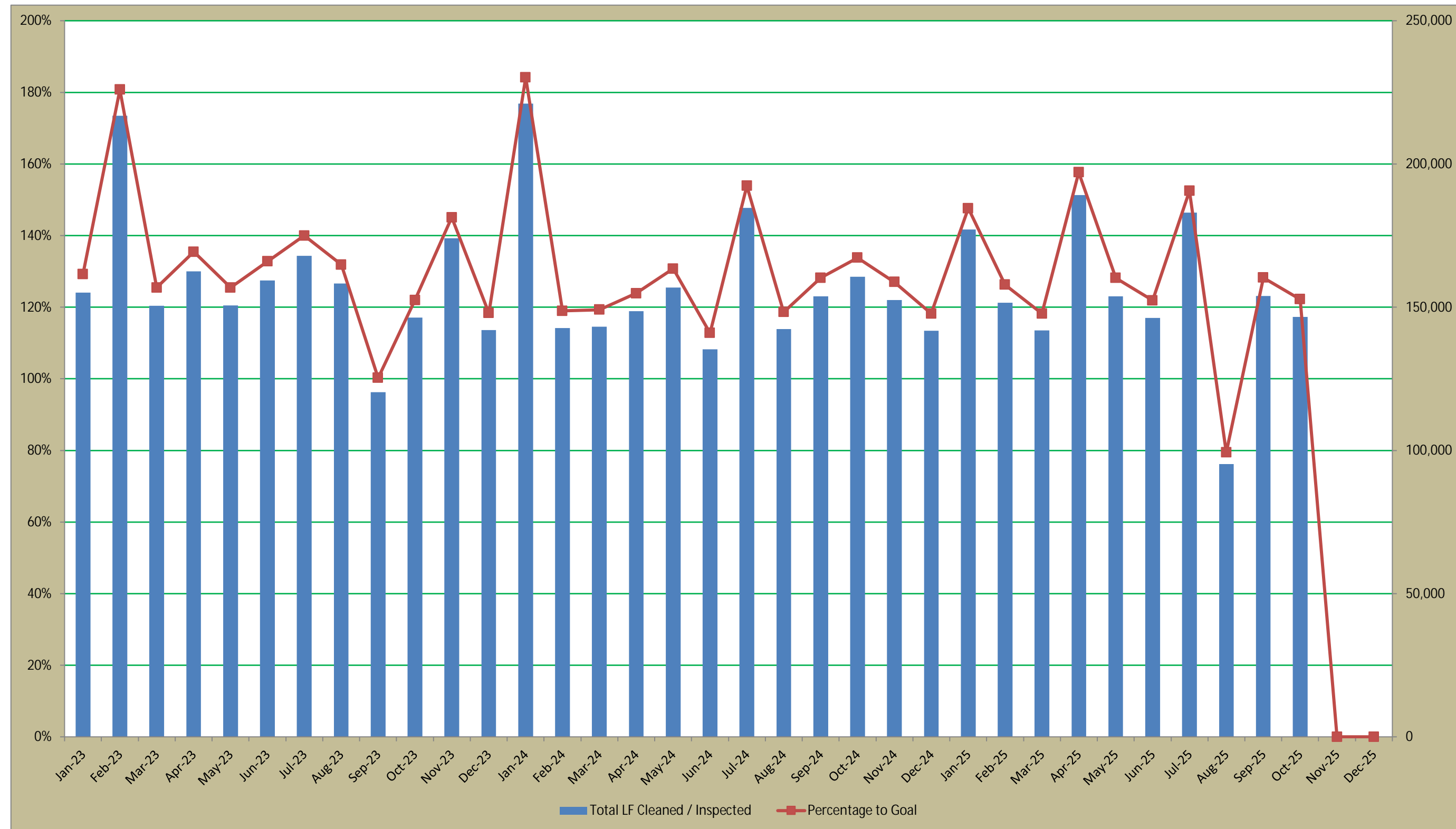
Date	Blockages in City Mains	Total Gallons Spilled	Total Gallons Recovered	Percentage Recovered	Net Spillage	Gallons to Public Water Ways	Total Footage Cleaned	Total Footage Inspected / CCTV	Total Cleaned / Inspected	Over / Under Goal	Percentage to Goal
Jan-23	0	0	0		0	0	142,302	12,789	155,091	35,091	129%
Feb-23	1	0	0		0	0	206,710	10,159	216,869	96,869	181%
Mar-23	3	325	150	46%	175	0	140,451	10,084	150,535	30,535	125%
Apr-23	0	0	0		0	0	151,448	11,069	162,517	42,517	135%
May-23	0	0	0		0	0	139,693	10,863	150,556	30,556	125%
Jun-23	0	0	0		0	0	146,082	13,217	159,299	39,299	133%
Jul-23	1	0	0		0	0	159,492	8,475	167,967	47,967	140%
Aug-23	1	0	0		0	0	143,994	14,254	158,248	38,248	132%
Sep-23	0	0	0		0	0	109,362	10,956	120,318	318	100%
Oct-23	0	0	0		0	0	134,126	12,248	146,374	26,374	122%
Nov-23	2	0	0		0	0	156,339	17,726	174,065	54,065	145%
Dec-23	0	0	0		0	0	132,801	9,220	142,021	22,021	118%
Jan-24	3	11,245	2,250	20%	8,995	3,870	206,620	14,423	221,043	101,043	184%
Feb-24	0	0	0		0	0	130,229	12,528	142,757	22,757	119%
Mar-24	0	0	0		0	0	132,654	10,504	143,158	23,158	119%
Apr-24	1	0	0		0	0	137,389	11,253	148,642	28,642	124%
May-24	1	0	0		0	0	144,306	12,572	156,878	36,878	131%
Jun-24	1	0	0		0	0	124,673	10,672	135,345	15,345	113%
Jul-24	0	0	0		0	0	173,253	11,418	184,671	64,671	154%
Aug-24	1	0	0		0	0	130,062	12,284	142,346	22,346	119%
Sep-24	0	0	0		0	0	138,475	15,337	153,812	33,812	128%
Oct-24	0	0	0		0	0	147,959	12,607	160,566	40,566	134%
Nov-24	3	600	600	100%	0	0	140,360	12,084	152,444	32,444	127%
Dec-24	0	0	0		0	0	129,192	12,624	141,816	21,816	118%
Jan-25	0	0	0		0	0	164,390	12,720	177,110	57,110	148%
Feb-25	0	0	0		0	0	138,732	12,796	151,528	31,528	126%
Mar-25	1	0	0		0	0	129,270	12,582	141,852	21,852	118%
Apr-25	2	100	0	0%	100	0	176,828	12,330	189,158	69,158	158%
May-25	1	0	0		0	0	141,209	12,576	153,785	33,785	128%
Jun-25	0	0	0		0	0	134,038	12,202	146,240	26,240	122%
Jul-25	1	260	0	0%	260	0	170,398	12,563	182,961	62,961	152%
Aug-25	2	950	905	95%	45	0	82,220	13,050	95,270	(24,730)	79%
Sep-25	1	0	0		0	0	140,772	13,112	153,884	33,884	128%
Oct-25	1	825	725	88%	100	0	134,578	12,081	146,659	26,659	122%
Nov-25	0	0	0		0	0	0	0	0	-	0%
Dec-25	0	0	0		0	0	0	0	0	-	0%
<b>Total 2023</b>	<b>8</b>	<b>325</b>	<b>150</b>	<b>46%</b>	<b>175</b>	<b>0</b>	<b>1,762,800</b>	<b>141,060</b>	<b>1,903,860</b>	<b>463,860</b>	<b>127%</b>
<b>Total 2024</b>	<b>10</b>	<b>11,845</b>	<b>2,850</b>	<b>1</b>	<b>8,995</b>	<b>3,870</b>	<b>1,735,172</b>	<b>148,306</b>	<b>1,883,478</b>	<b>443,478</b>	<b>126%</b>
<b>Total 2025</b>	<b>9</b>	<b>2,135</b>	<b>1,630</b>	<b>2</b>	<b>505</b>	<b>0</b>	<b>1,412,435</b>	<b>126,012</b>	<b>1,538,447</b>	<b>338,447</b>	<b>103%</b>

\*Monthly Goal: 120,000 linear feet cleaned/inspected  
 \*\*Annual Goal: 1,500,000 linear feet cleaned/inspected

\*Net Spillage Total includes water that evaporated or seeped into soil.

# Monthly Collections System Data Report

Date	Total LF Cleaned / Inspected	Percentage to Goal
Jan-23	155,091	129%
Feb-23	216,869	181%
Mar-23	150,535	125%
Apr-23	162,517	135%
May-23	150,556	125%
Jun-23	159,299	133%
Jul-23	167,967	140%
Aug-23	158,248	132%
Sep-23	120,318	100%
Oct-23	146,374	122%
Nov-23	174,065	145%
Dec-23	142,021	118%
Jan-24	221,043	184%
Feb-24	142,757	119%
Mar-24	143,158	119%
Apr-24	148,642	124%
May-24	156,878	131%
Jun-24	135,345	113%
Jul-24	184,671	154%
Aug-24	142,346	119%
Sep-24	153,812	128%
Oct-24	160,566	134%
Nov-24	152,444	127%
Dec-24	141,816	118%
Jan-25	177,110	148%
Feb-25	151,528	126%
Mar-25	141,852	118%
Apr-25	189,158	158%
May-25	153,785	128%
Jun-25	146,240	122%
Jul-25	182,961	152%
Aug-25	95,270	79%
Sep-25	153,884	128%
Oct-25	146,659	122%
Nov-25	0	0%
Dec-25	0	0%
<b>Total 2023</b>	<b>1,903,860</b>	<b>127%</b>
<b>Total 2024</b>	<b>1,883,478</b>	<b>126%</b>
<b>Total 2025</b>	<b>1,538,447</b>	<b>103%</b>



\*Monthly Goal: 120,000 linear feet cleaned/inspected  
 \*\*Annual Goal: 1,500,000 linear feet cleaned/inspected

## Collection's Monthly Footage Breakdown - 3 Year

Month/Yr	Rodder Footage	Vactor Footage	CCTV Footage	Total Footage
Jan. 23	47,983	94,319	12,789	155,091
Jan. 24	45,349	161,271	14,423	221,043
Jan. 25	37,483	126,908	12,720	177,110
Feb. 23	46,992	159,718	10,159	216,869
Feb. 24	27,977	102,252	12,528	142,757
Feb. 25	31,274	107,457	12,796	151,528
Mar. 23	39,565	100,886	10,084	150,535
Mar. 24	41,926	90,729	10,504	143,158
Mar. 25	32,887	96,383	12,582	141,852
Apr. 23	38,196	113,253	11,069	162,517
Apr. 24	46,297	91,092	11,253	148,642
Apr. 25	48,794	128,035	12,330	189,158
May. 23	39,295	100,398	10,863	150,556
May. 24	24,772	119,533	12,572	156,878
May. 25	36,263	104,945	12,576	153,785
Jun. 23	38,462	107,621	13,217	159,299
Jun. 24	5,713	118,959	10,672	135,345
Jun. 25	35,713	98,326	12,202	146,240
Jul. 23	41,290	118,202	8,475	167,967
Jul. 24	39,842	133,410	11,418	184,671
Jul. 25	40,593	129,805	12,563	182,961
Aug. 23	44,986	99,007	14,254	158,248
Aug. 24	19,475	110,587	12,284	142,346
Aug. 25	21,553	60,667	13,050	95,270
Sept. 23	18,133	91,229	10,956	120,318
Sept. 24	21,405	117,070	15,337	153,812
Sept. 25	35,366	105,406	13,112	153,884
Oct. 23	40,427	93,699	12,248	146,374
Oct. 24	48,760	99,199	12,607	160,566
Oct. 25	39,264	95,313	12,081	146,659
Nov. 23	37,567	118,772	17,726	174,065
Nov. 24	36,243	104,116	12,084	152,444
Nov. 25				
Dec. 23	27,328	105,473	9,220	142,021
Dec. 24	16,732	112,461	12,624	141,816
Dec. 25				
<b>Total 23</b>				
Total 23	460,224	1,302,577	141,060	1,903,860
<b>Total 24</b>				
Total 24	374,491	1,360,679	148,306	1,883,478
<b>Total 25</b>				
Total 25	359,190	1,053,245	126,012	1,538,447